







SHEET VARIATION FOR HYPER ACCORDION CURTAIN


<p>Antistatic, Clear</p> 	<p>Antistatic & Insect-proof orange</p> 	<p>Antistatic & Flame retardant, Clear*</p> 
<p>Coldproof, Clear</p> 	<p>Insect proof, OPTRON</p> 	

*Our flame retardant sheet is certified as a flame retardant product in Japan.

Joining method



Welded (welding overlapped area of each sheet)
90% of the joint is done by this joining method.



Welding


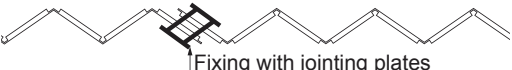


Plate joint
(fixing overlapped area of each sheet by steel plates)



Fixing with jointing plates
in Unichro plating finish or stainless steel

Welder-type jointing method is basically for the weight of curtain is up to 12m²(about 25kg).
In case of the weight is more than 12m², combined jointing method of both welder-type and plate jointing-type is applied.

Option



Sheet for covering space underneath of the rail (Clear - Frame-retardant & Antistatic Polyester yarn encapsulated vinyl sheet 0.5t)



Sheet for covering space underneath of the rail (Orange - insect-proof sheet 0.55t)



Fasten the end of sheet to the frame with hook-and-loop fastener (width 50mm) when closed-for single leaf



Fasten the end of both sheets with hook-and-loop fastener (width 50mm) when closed-for double leaves